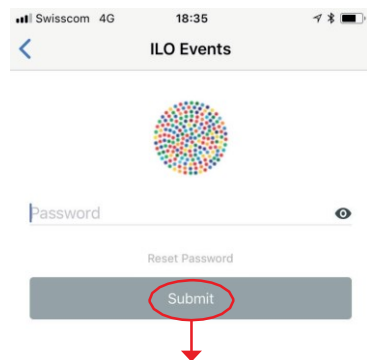




All the AfRM
at your fingertips !



International
Labour
Organization

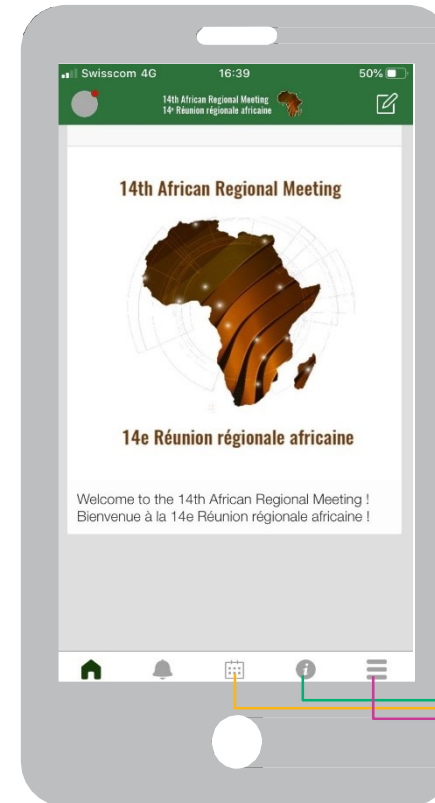


Click on "Submit"

If there is no number on your badge, it is because you already connected to the App during the last session of the Conference or the Governing Body and the username is your personal e-mail address used at the time.

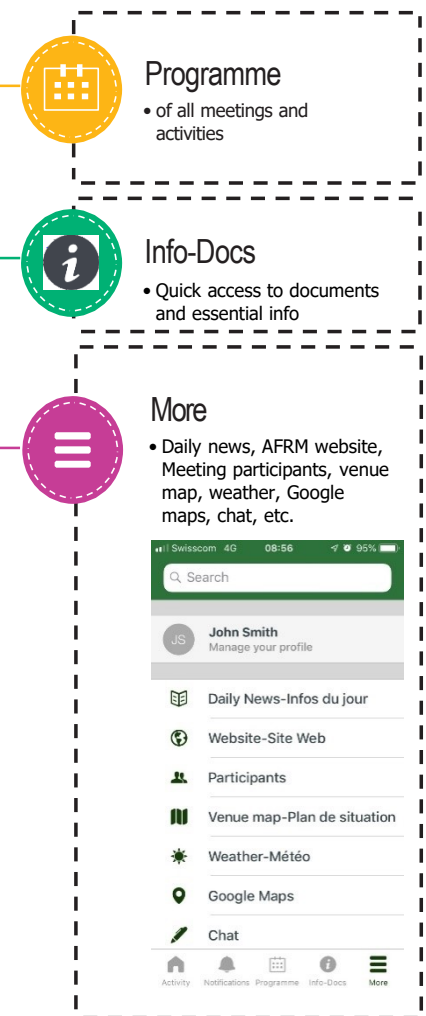
If you do not remember your password, click on "Reset Password" and you will receive an e-mail, at this address.

You are now logged in the App !



Scan and download the App

http://bit.ly/afm_2019



Need help?

Contact : relmeetings@ilo.org



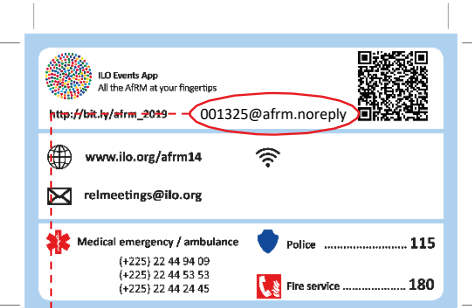
The “ILO Events App” is now available for the African Regional Meeting!

- ▶ Access codes (username and password) will be given to each delegate upon registration in Abidjan, **except for those delegates who used the App during the last session of the Conference or the Governing Body and who will have automatic access to the App as soon as their credentials have been processed by the Office.**
- ▶ You can download the “ILO Events App” either by:
 - ✓ scanning this QR code
 - ✓ going to http://bit.ly/afirm_2019
 - ✓ or from one of the stores (App store or Google Play).
- ▶ Once downloaded, open the App on your device and follow the instructions.



[Contact support for trouble logging in](#)

001325@afirm.noreply



If there is a number on your badge:

The **username** is the number on your badge with “@afirm. noreply” added at the end.

The **password** is: 14afirm2019