

2011 Survey on Children

Presented By:

Carmelita N. Ericta

Administrator, National Statistics Office

A Joint Project of the
Philippine National Statistics Office
and International Labour Organization



Outline of Presentation

Definition of Terms

Features on the Questionnaire

Highlights of the 2011 SOC (Preliminary Results)



DEFINITION OF TERMS

Working Children	Child Labor	Hazardous Child Labor
<p>Children 5 to 17 years old who worked even for only one hour during the past 12 months</p>	<p>Working children who reported to have worked in hazardous industries and occupations and worked for long hours and/or at night (in industries and occupations not designated as hazardous) [RA 9231]</p>	<p>Working children who reported to have worked in hazardous industries and occupations</p>



DEFINITION OF TERMS

Type of Hazards

Chemical	Physical	Biological
<p>Work involves exposure to</p> <ul style="list-style-type: none">• Dust (e.g. silica, dust, sanding dust)• Liquid (e.g. oil, gasoline, mercury)• Mist, fumes or vapors (e.g. paint, insecticides or pesticide spraying)• Gas (e.g. oxygen, ammonia)• Others, specify	<p>Work involves exposure to</p> <ul style="list-style-type: none">• Noise• Temperature or humidity• Pressure• Inadequate illumination or lighting• Slip, trip or fall hazards• Insufficient exit for prompt escape• Congested lay-out• Radiation, ultraviolet or microwave• Others, specify	<p>Work involves exposure to</p> <ul style="list-style-type: none">• Viral• Bacterial• Fungal• Parasitic (e.g. drinking infected water with amoeba)• Others, specify



DEFINITION OF TERMS

Permissible Work	
5 to 14 Years Old	15 to 17 Years Old
	Non-hazardous
4 hours/day	8 hours/day



FEATURES OF THE QUESTIONNAIRE

2011 SOC Questionnaire

The screening questions asked if the child engaged in any work for at least one hour during the past twelve months.

Right after are the screening questions seven follow-up questions were framed to ask the classification of the possible activities of the child during the past 12 months



FEATURES OF THE QUESTIONNAIRE

2011 SOC Questionnaire

Seven follow-up questions:

During the past week, did you do any of the following activities even for only one hour:

- a. Run or do any kind of business, big or small, by yourself or with one or more partners?
- b. Do any work for wage, salary, commission or any payment in kind (excluding domestic work)?
- c. Do any work as domestic worker for a wage, salary or any payment in kind?
- d. Help without pay in own household-operated business of any kind?



FEATURES OF THE QUESTIONNAIRE

2011 SOC Questionnaire

continuation...

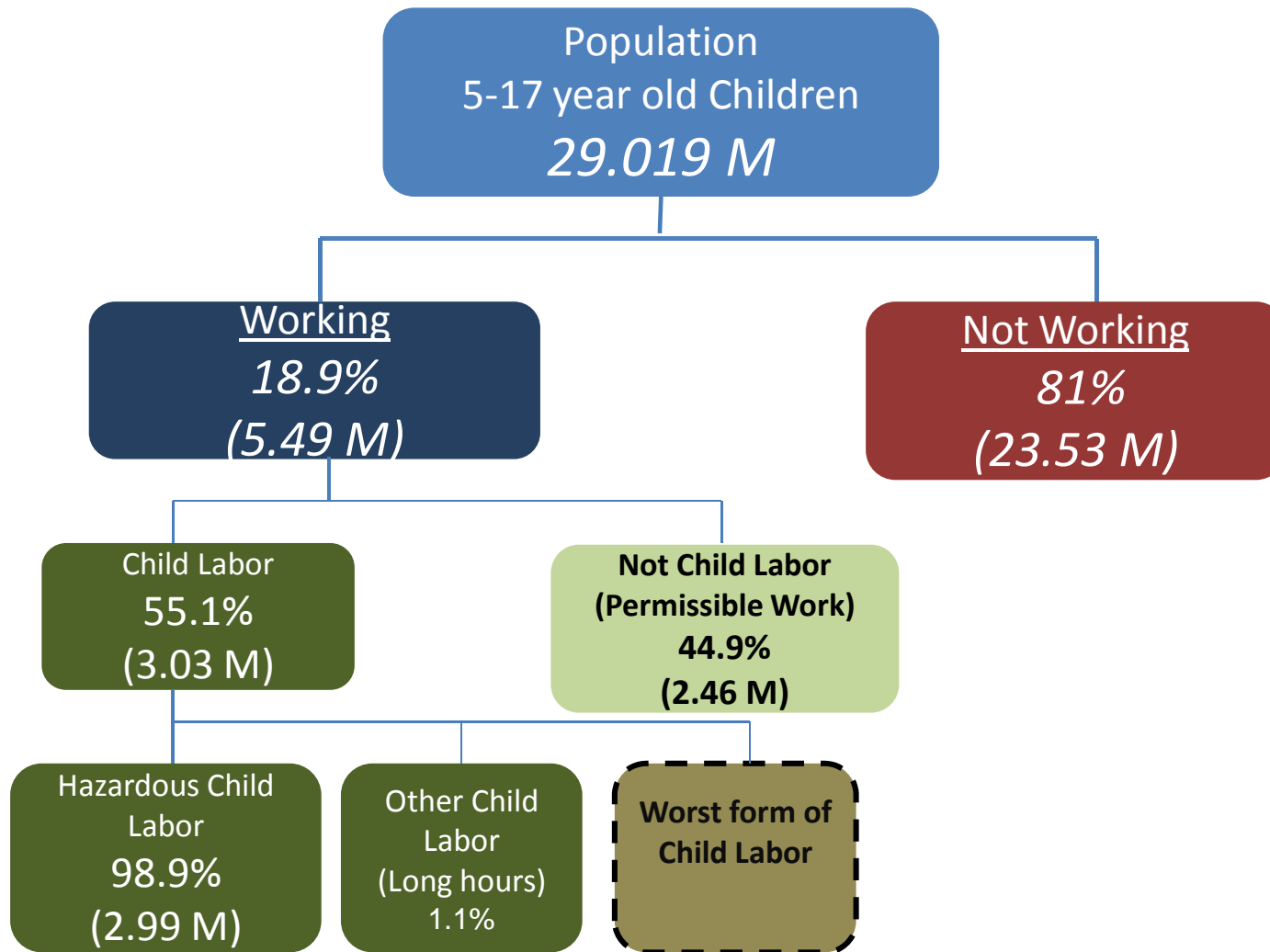
Did you do any of the following activities even for only one hour:

- e. Do any work on your own or your household's plot, farm, food garden, or help in growing farm produce or in looking after animals that you own or own by your household or those of other household's?**
- f. Do any construction or major repair work on your own home, plot, or business or those of other household's**
- g. Catch any fish, prawns, shells, wild animals or other food for sale or for your household's consumption?**



HIGHLIGHTS OF THE 2011 SOC

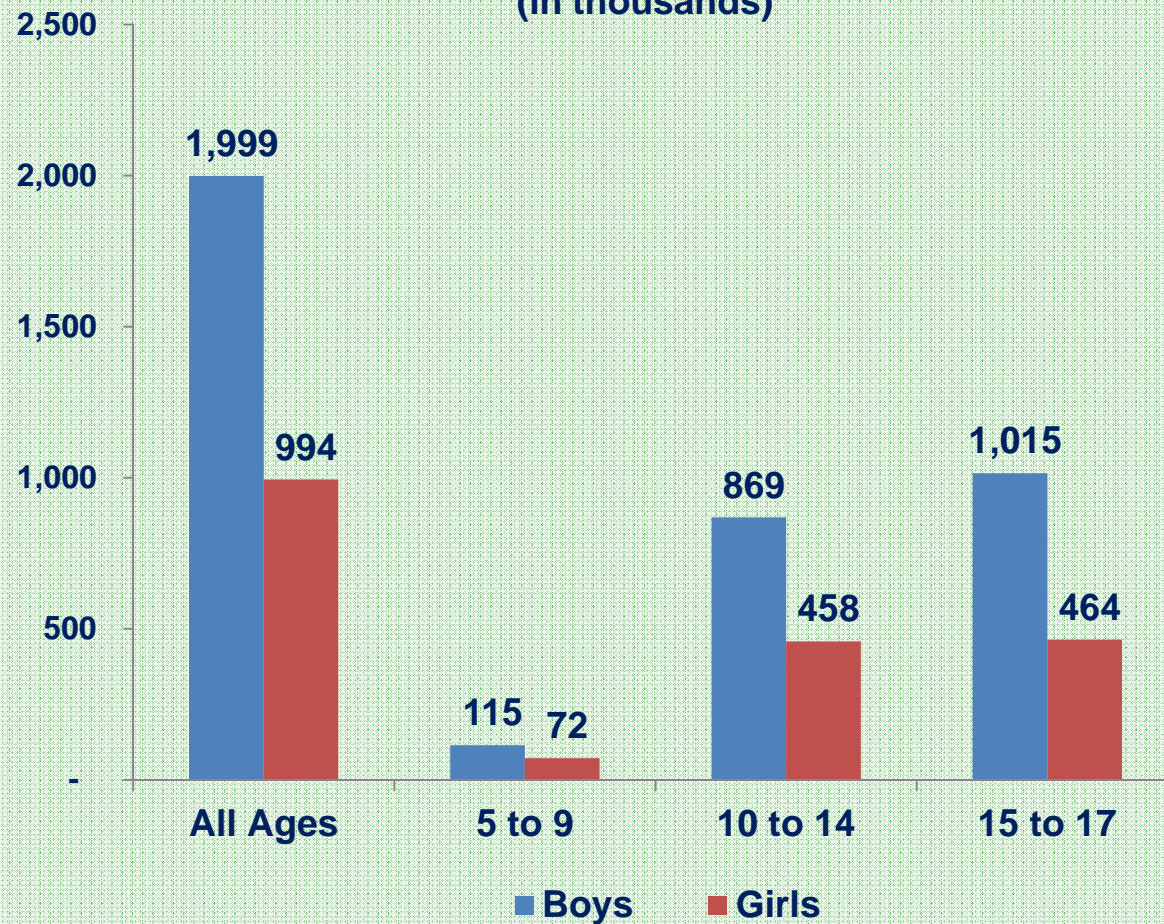
Preliminary Results



2011 Survey on Children

Children in Hazardous Labor by Age Group

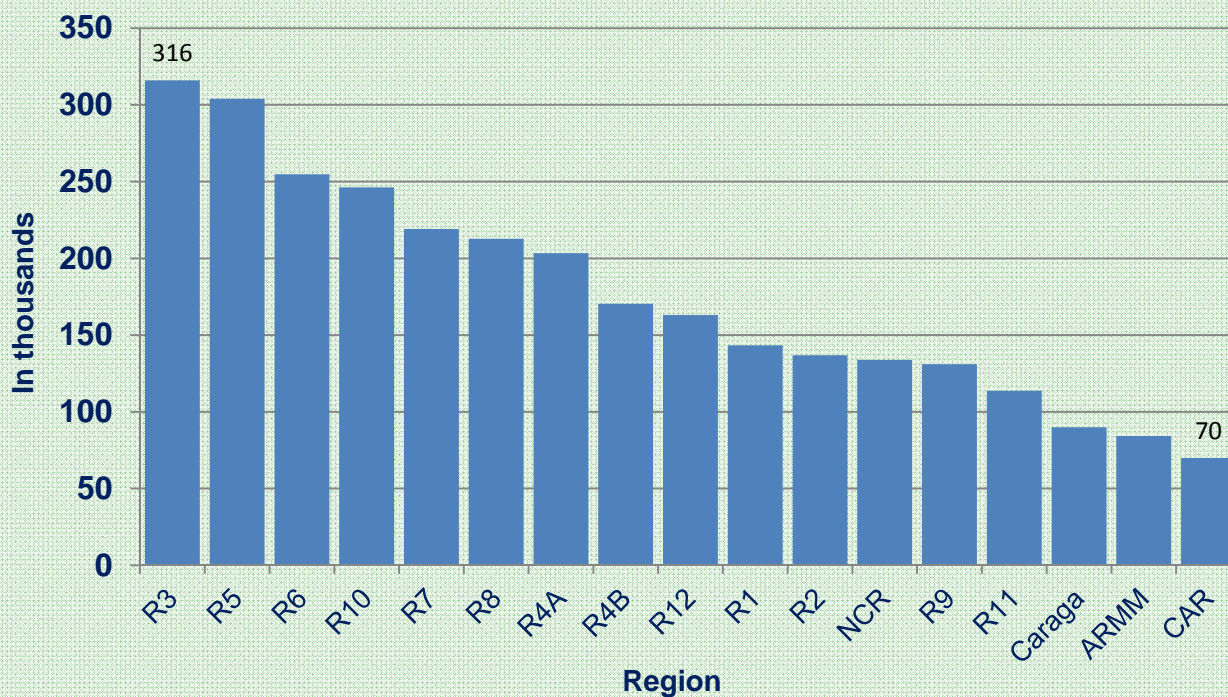
Figure 1. Number of Children Engaged in Hazardous Labor By Age Group, Philippines: 2011 (in thousands)



2011 Survey on Children

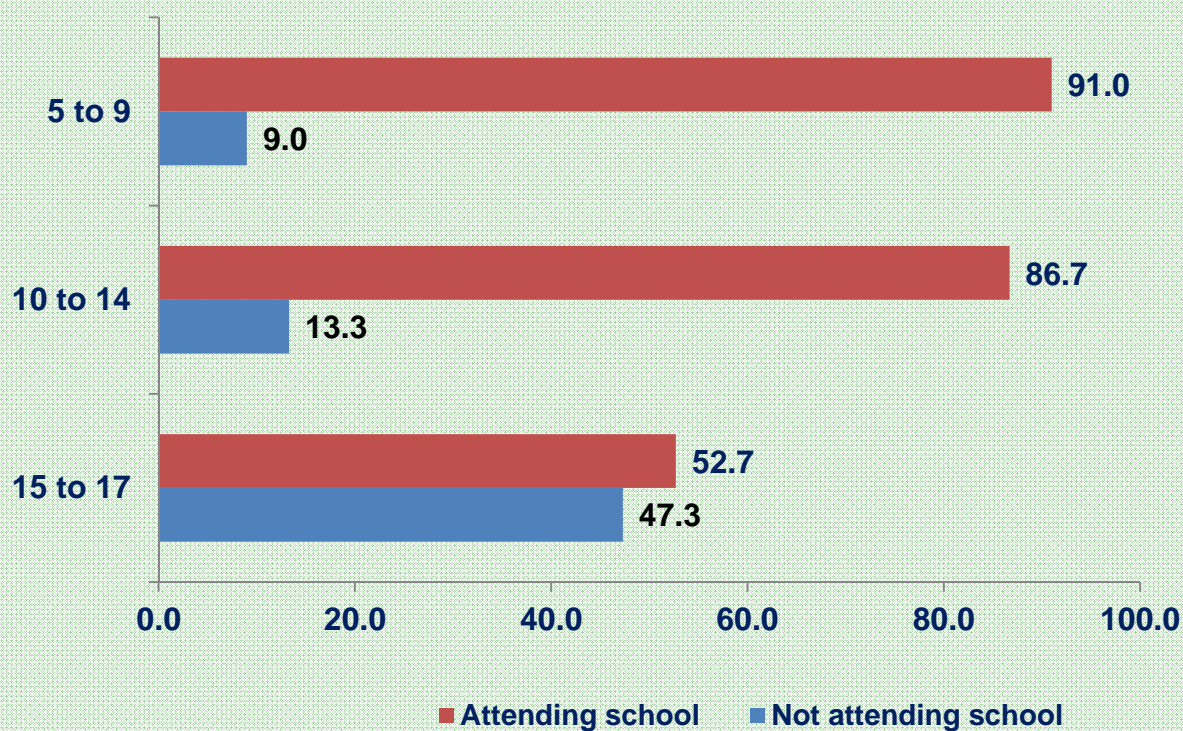
Children in Hazardous Labor by Region

Figure 2. Number of Children Engaged in Hazardous Labor by Region, Philippines: 2011



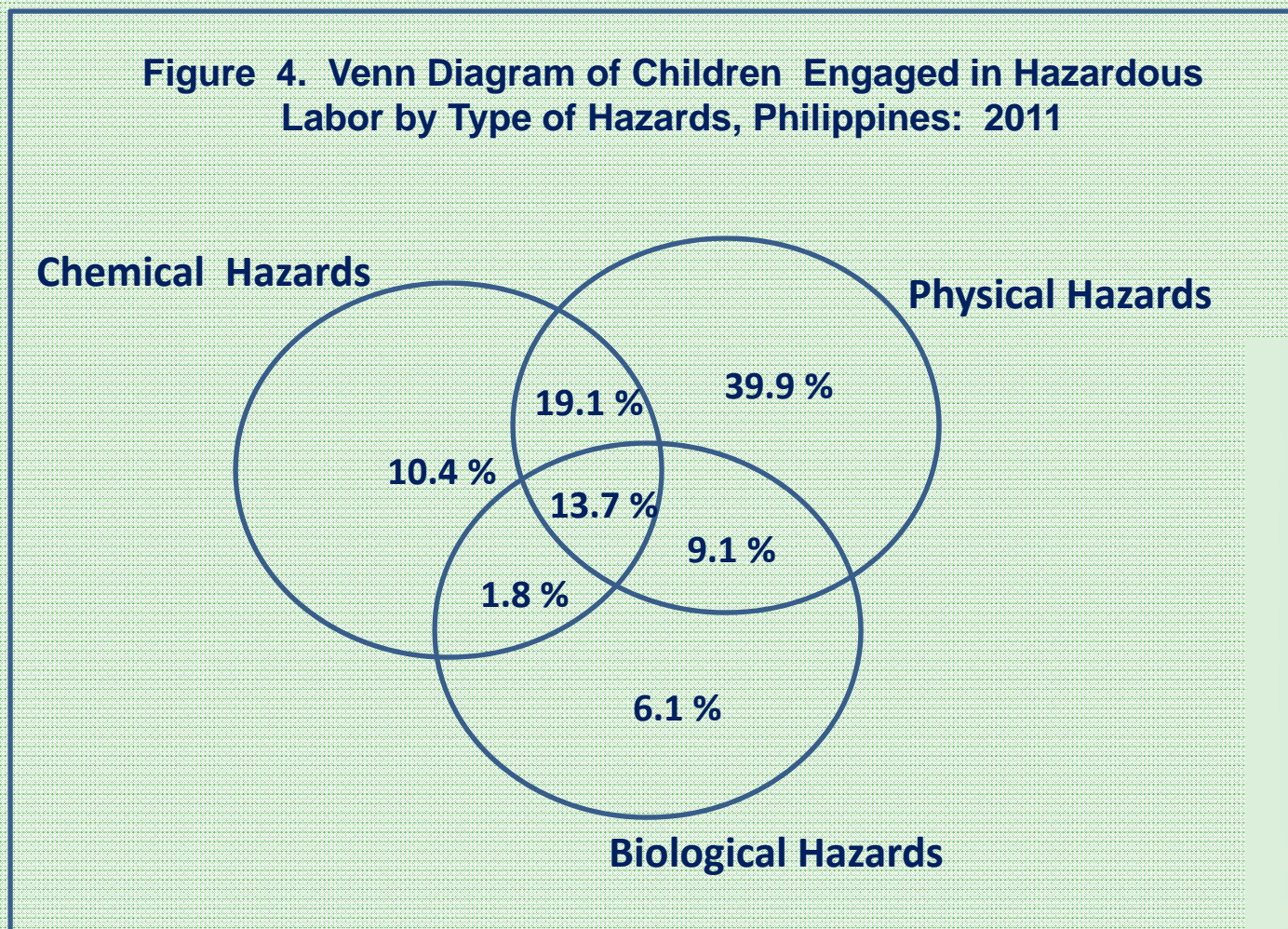
Children in Hazardous Labor by School Attendance and Age Group

Figure 3. Percent of Children Engaged in Hazardous Labor by School Attendance and Age Group, Philippines: 2011



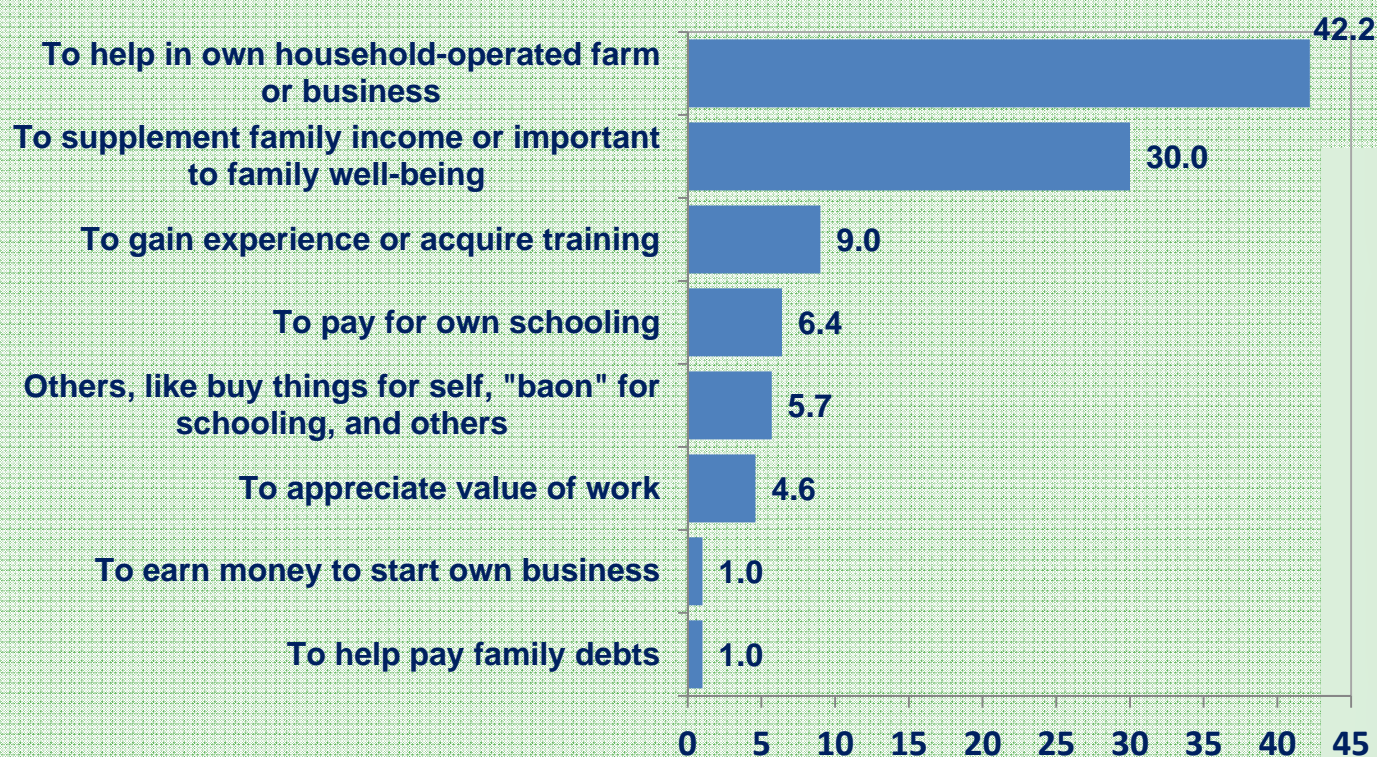
Children in Hazardous Labor by Type of Hazards

Figure 4. Venn Diagram of Children Engaged in Hazardous Labor by Type of Hazards, Philippines: 2011



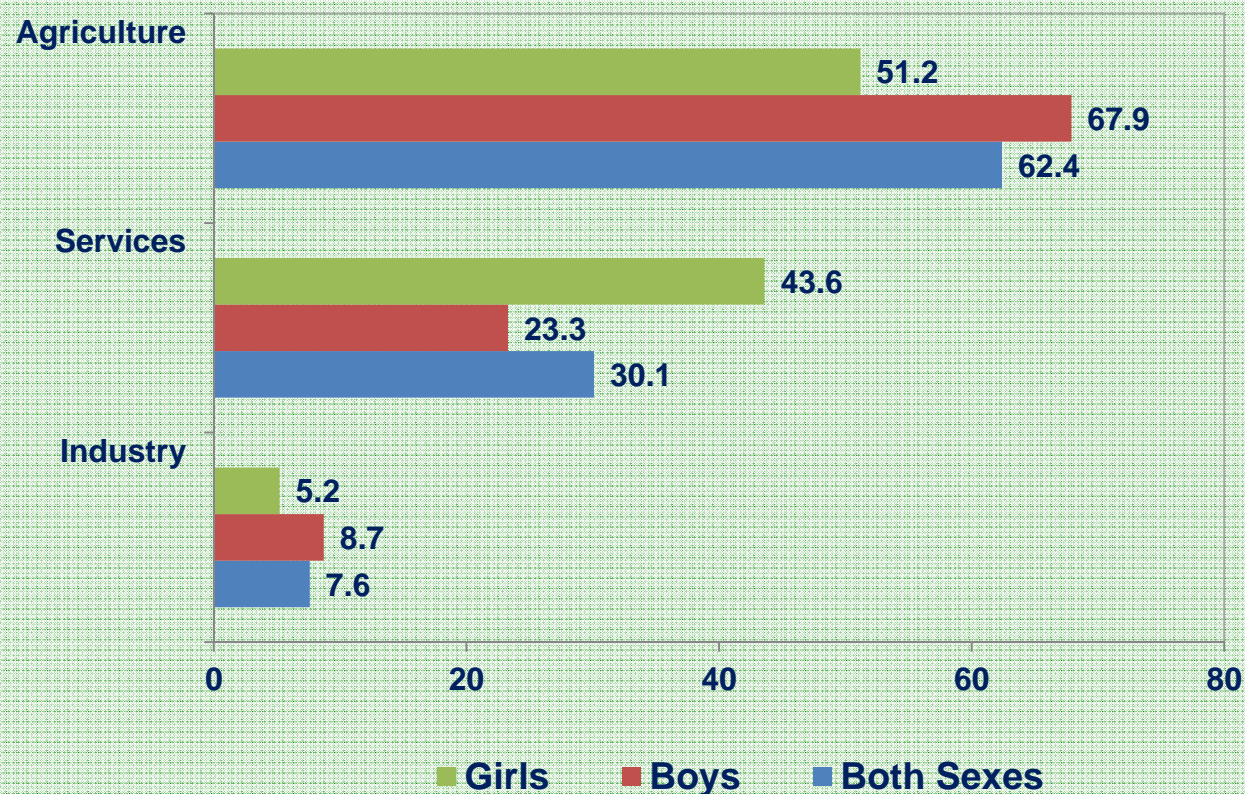
Children in Hazardous Labor by Reasons for Working

Figure 5. Percent of Children Engaged in Hazardous Labor by Reasons for Working, Philippines: 2011



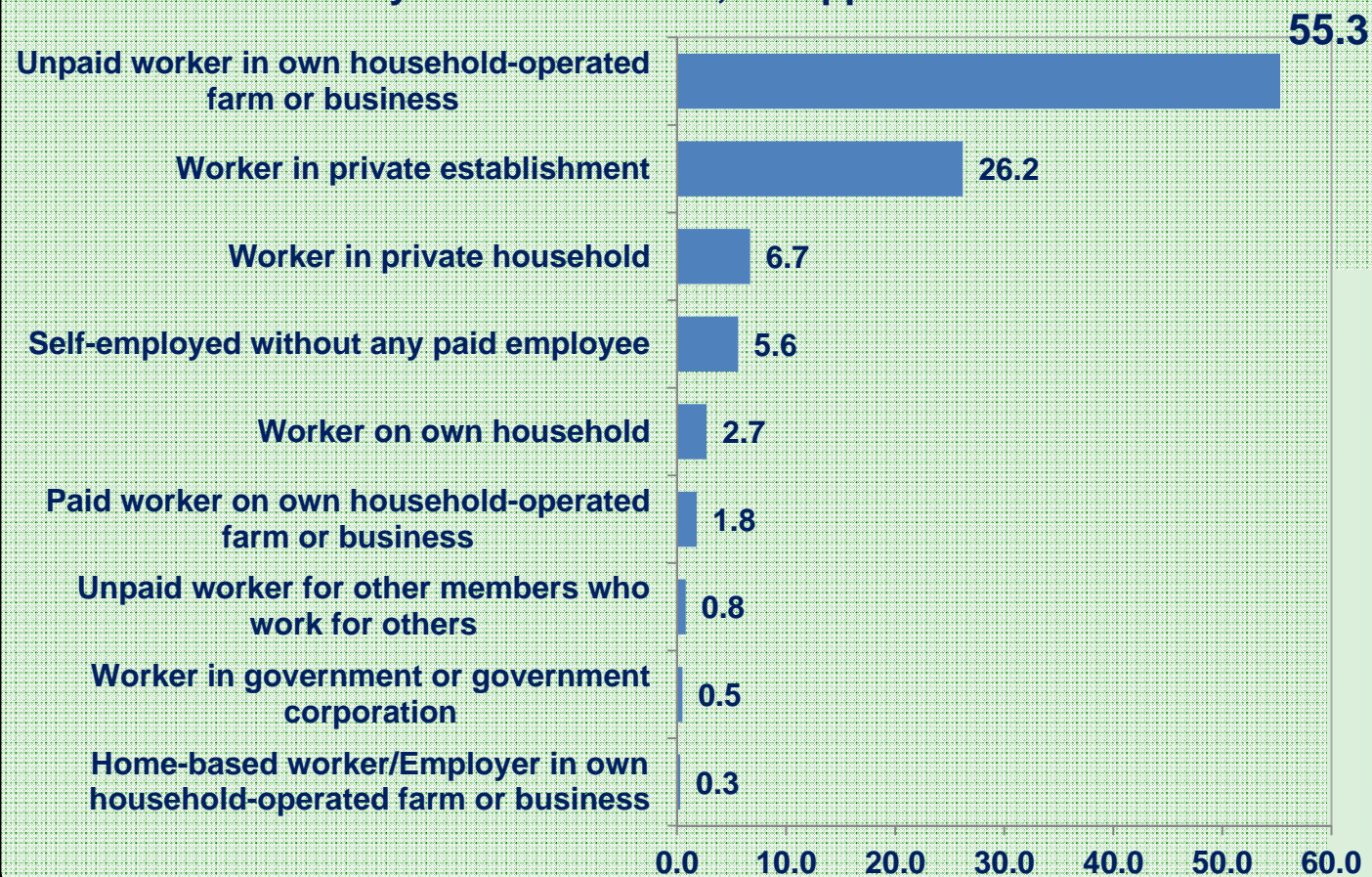
Children in Hazardous Labor by Major Industry Group

Figure 6. Percent of Children Engaged in Hazardous Labor by Major Industry Group of the Primary Occupation, Philippines: 2011



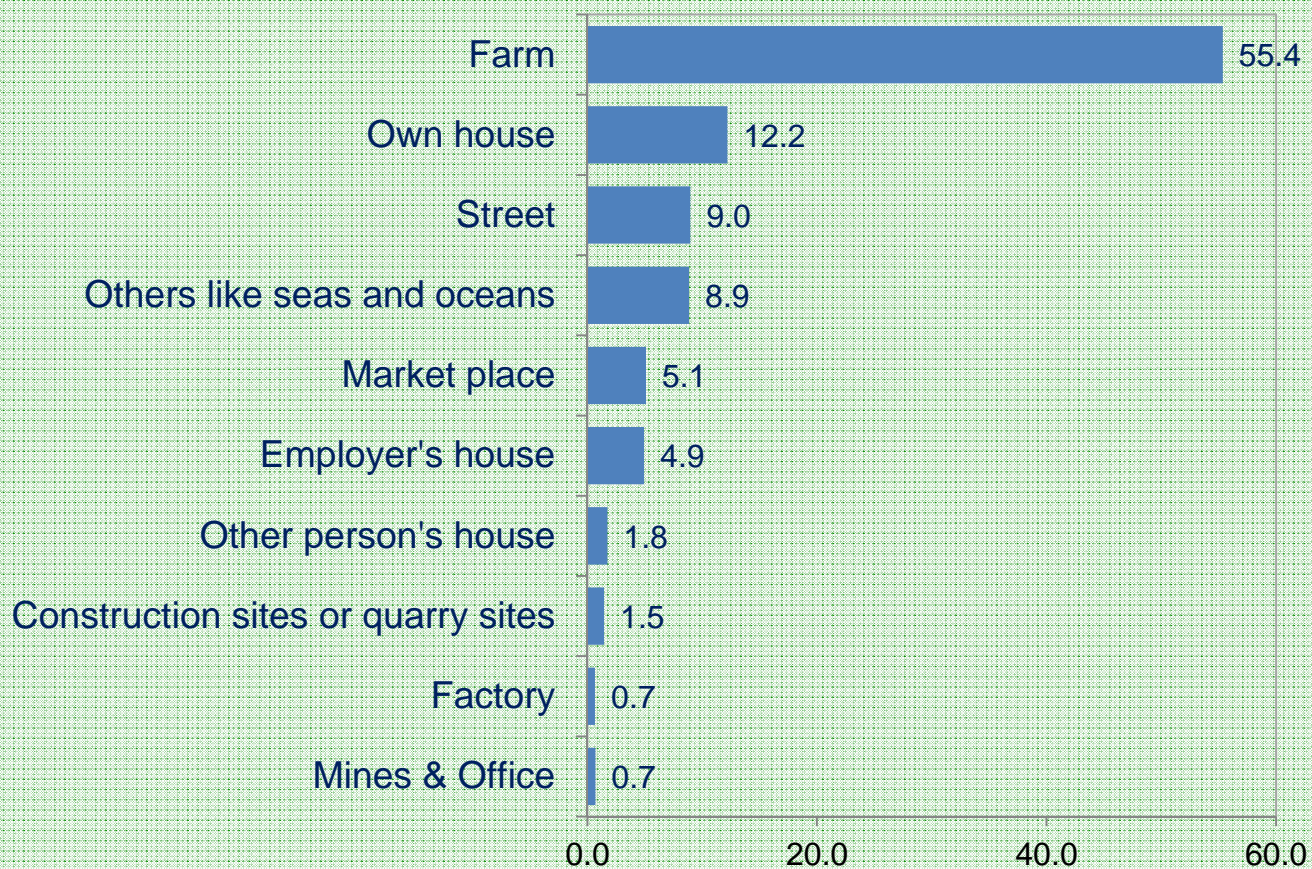
Children in Hazardous Labor by Class of Worker

Figure 7. Percent of Children Engaged in Hazardous Labor by Class of Worker, Philippines: 2011



Children in Hazardous Labor by Place of Work

Figure 8. Percent of Children Engaged in Hazardous Labor by Place of Work, Philippines: 2011



**Table 1. Sampling Errors and Coefficients of Variation of Estimate of Number of Working Children 5 to 17 Years Old
by Sex, by Region and by Type of Child Labor, Philippines: October 2011**

Category	Estimate	Standard Error	Coefficient of Variation (%)	95% Confidence Interval	
				Lower	Upper
Working Children	5,492,267	93,323	1.7	5,309,265	5,675,269
Sex					
Boys	3,287,651	61,136	1.9	3,167,767	3,407,535
Girls	2,204,616	48,670	2.2	2,109,177	2,300,055
Region					
National Capital Region	579,242	57,737	10.0	466,023	692,461
Cordillera Administrative Region	150,354	17,159	11.4	116,707	184,001
Ilocos Region	443,068	31,944	7.2	380,427	505,709
Cagayan Valley	332,656	25,120	7.6	283,397	381,915
Central Luzon	824,124	51,258	6.2	723,611	924,637
CALABARZON	1,077,172	64,202	6.0	951,276	1,203,067
MIMAROPA	485,875	42,850	8.8	401,848	569,901
Bicol	808,507	46,542	5.8	717,241	899,773
Western Visayas	872,426	55,258	6.3	764,069	980,783
Central Visayas	1,045,238	82,967	7.9	882,544	1,207,931
Eastern Visayas	722,534	60,398	8.4	604,098	840,970
Zamboanga Peninsula	646,119	51,495	8.0	545,140	747,098
Northern Mindanao	724,484	51,294	7.1	623,900	825,068
Davao	590,338	50,678	8.6	490,962	689,715
SOCCSKSARGEN	538,493	43,471	8.1	453,250	623,736
Caraga	232,830	20,490	8.8	192,649	273,010
ARMM	382,670	27,712	7.2	328,327	437,012
Type of Child Labor					
Hazardous	2,992,999	71,686	2.4	2,852,427	3,133,571
Non-Hazardous child labor	34,676	4,883	14.1	25,100	44,251
Not Child labor	2,464,593	64,022	2.6	2,339,050	2,590,135

Source: Preliminary Results, 2011 Survey on Children (SOC)

Have a Good Day !



2011 Survey on Children