



Report Generated By : Phung Duc Hoang  
Report Date : 28-SEP-15

## COUNTRY PROGRESS REPORT

Select Country

Start Year 2010 End Year 2015 Select Country Project SCORE Viet Nam

Project Profile

Country Project Name : SCORE Viet Nam  
National Project Manager : Phung Duc Hoang  
Postal Address : 171 Vo Thi Sau, HCMC,

Email : duchoang@ilo.org  
Project Start Date : 01-JUL-2011  
Sectors : furniture manufacturing

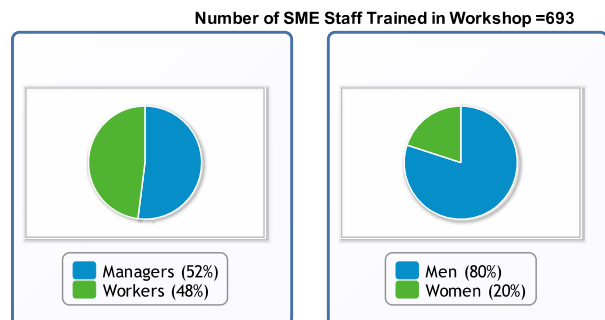
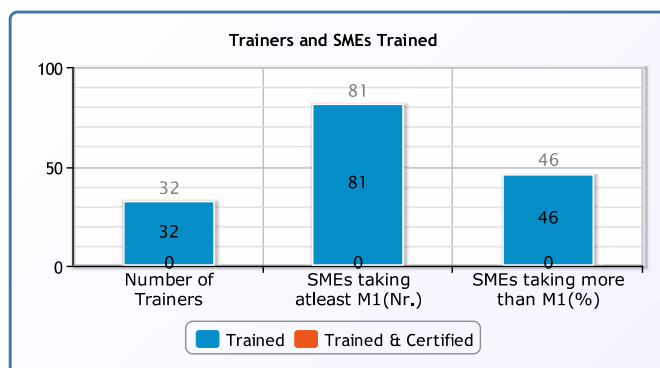
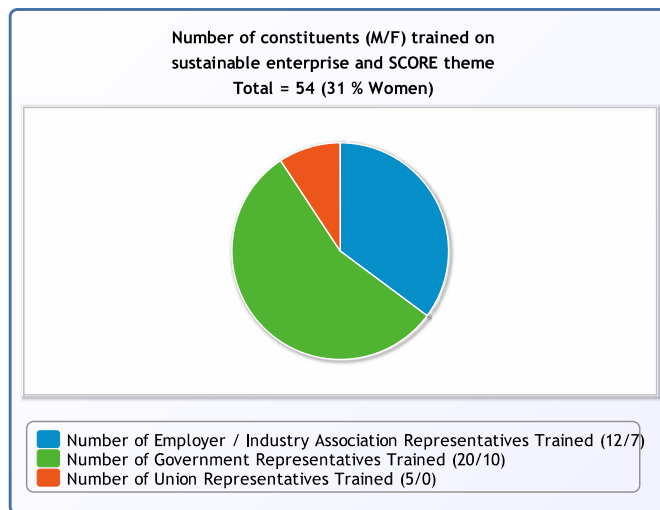
1. This area monitors the capacity building activities of the project per country :

People trained in workshops	Total Number	% Female
Number of Trainers Trained	32	31%
Number of Trainers Trained and Certified	0	0%
Inactive Trainers	0	0%
Nr. of Government Representatives Trained	30	33%
Nr. of Employer/Industry Association Representatives Trained	19	37%
Nr. of Union Representatives Trained	5	0%
Nr. of Others Trained	1	0%

2. The area below monitors the outreach of training, quality of training and the capacity of partners to provide the training on their own :

Enterprise Training	Total Number
Number of Enterprises Trained (Total)	81
Percentage Female-owned	16%
Percentage Male-owned	80%
Total Staff of Enterprises Trained	24655
Number of Enterprises That Completed Training (Total)	71
Number of enterprises that discontinue training	0
Number of enterprise staff trained in workshops	693
Percentage of Female Staff Trained	20%
Percentage of Workers Trained	48%
Number of Enterprise Visits (Total)	392
Average Satisfaction with Training	97%
Enterprises Signing Up For More Than 1 Module	46%
Average Cost Recovery	26%
Average nr. of enterprises per ToE	4.6
Independence of partner organization in organizing the training (per module)	
	Low 0
	Medium 19
	High 12

3. This area monitors the number of enterprises taking each module :



Enterprises trained for Module 1	Total Number
Number of Enterprises Trained (Module 1)	81
Number of Enterprise Staff Trained (Total)	424
Percentage of Female Staff Trained	20%
Percentage of Workers Trained	44%

Enterprises trained for Module 2	Total Number
Number of Enterprises Trained (Module 2)	37
Number of Enterprise Staff Trained (Total)	202
Percentage of Female Staff Trained	21%
Percentage of Workers Trained	55%

Enterprises trained for Module 3	Total Number
Number of Enterprises Trained (Module 3)	5
Number of Enterprise Staff Trained (Total)	15
Percentage of Female Staff Trained	0%
Percentage of Workers Trained	47%

Enterprises trained for Module 4	Total Number
Number of Enterprises Trained (Module 4)	4
Number of Enterprise Staff Trained (Total)	24
Percentage of Female Staff Trained	4%
Percentage of Workers Trained	54%

Enterprises trained for Module 5	Total Number
Number of Enterprises Trained (Module 5)	5
Number of Enterprise Staff Trained (Total)	28
Percentage of Female Staff Trained	43%
Percentage of Workers Trained	54%

